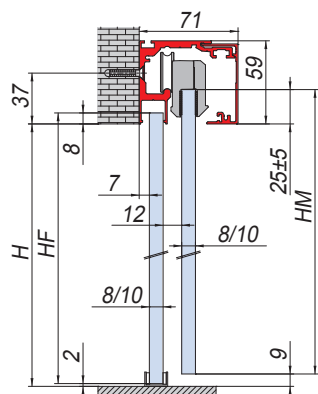




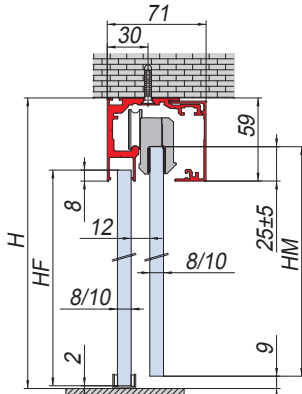
► Price list 1/15 page 15

Montaggio a parete  
Wall installation  
Wandmontage



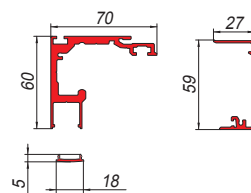
$HM = H + 16$   
 $HF = H + 6$

Montaggio a soffitto  
Ceiling installation  
Deckenmontage

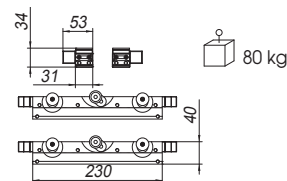


$HM = H - 44$   
 $HF = H - 54$

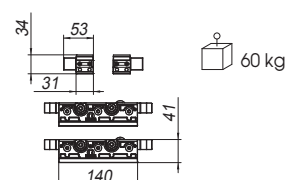
V-5403



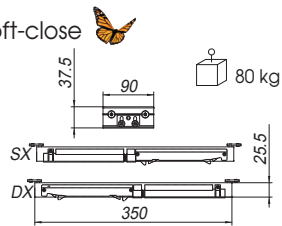
V-5102



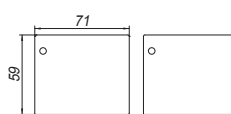
V-5152



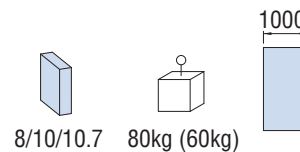
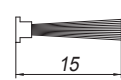
V-5406 Soft-close



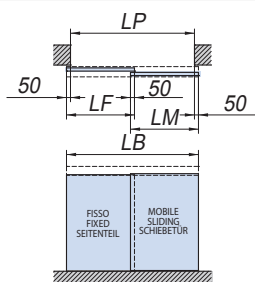
V-5411



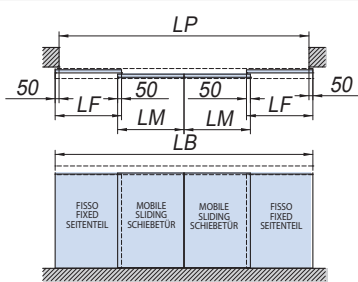
V-5408 (optional)



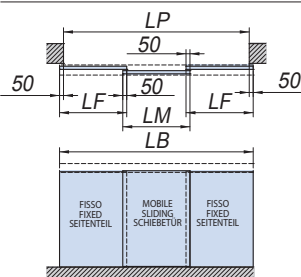
xla340c



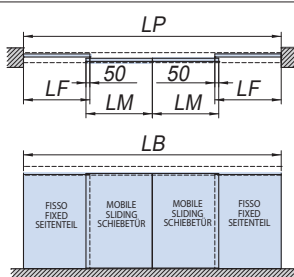
$LB = LP + 100$   
 $LM/LF = (LP + 150) / 2$



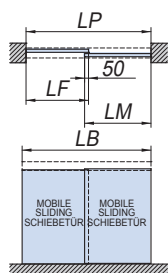
$LB = LP + 100$   
 $LM/LF = (LP + 200) / 4$



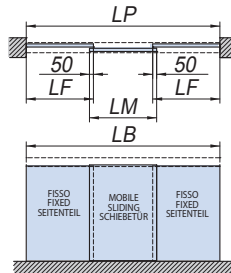
$LB = LP + 100$   
 $LM/LF = (LP + 200) / 3$



$LB = LP$   
 $LM/LF = (LP + 100) / 4$



$LB = LP$   
 $LM/LF = (LP + 50) / 2$



$LB = LP$   
 $LM/LF = (LP + 100) / 3$

IX = Effetto inox  
Inox effect  
Inox effekt

AN = Alluminio anodizzato  
Aluminium anodized  
Aluminium Silberfarbig

H = Altezza passaggio luce  
Clear opening height  
Lichte Höhe  
LP = Passaggio luce  
Clear opening width  
Lichte Durchgangsbreite

HM = Altezza anta mobile  
Sliding glass height  
Schiebeflügel Höhe  
LM = Larghezza anta mobile  
Sliding door width  
Schiebeflügel Breite

LB = Lunghezza binario  
Track profile  
Laufschienerlänge