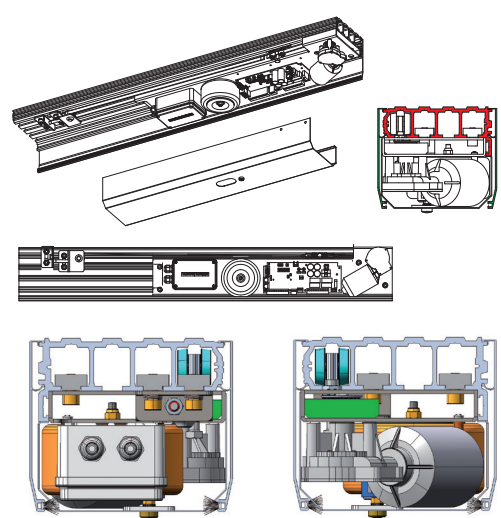
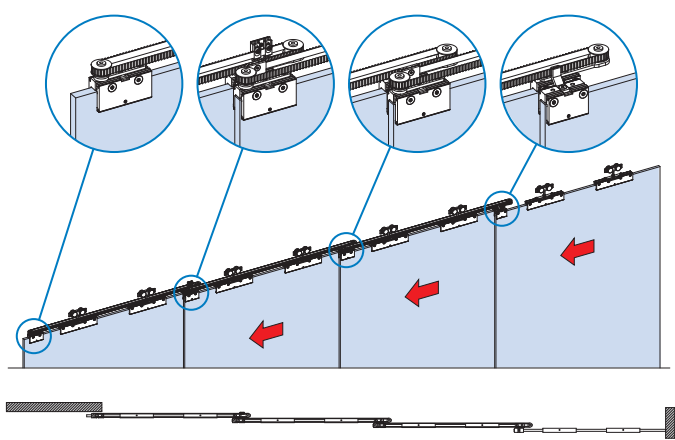


Telescopico Sincro Automatico 3/4 vie A-3000

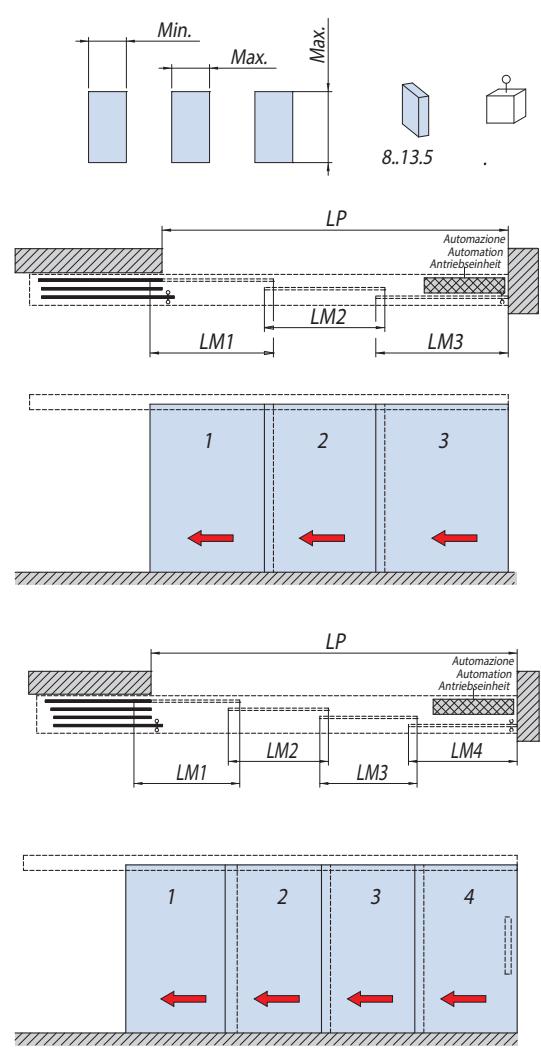
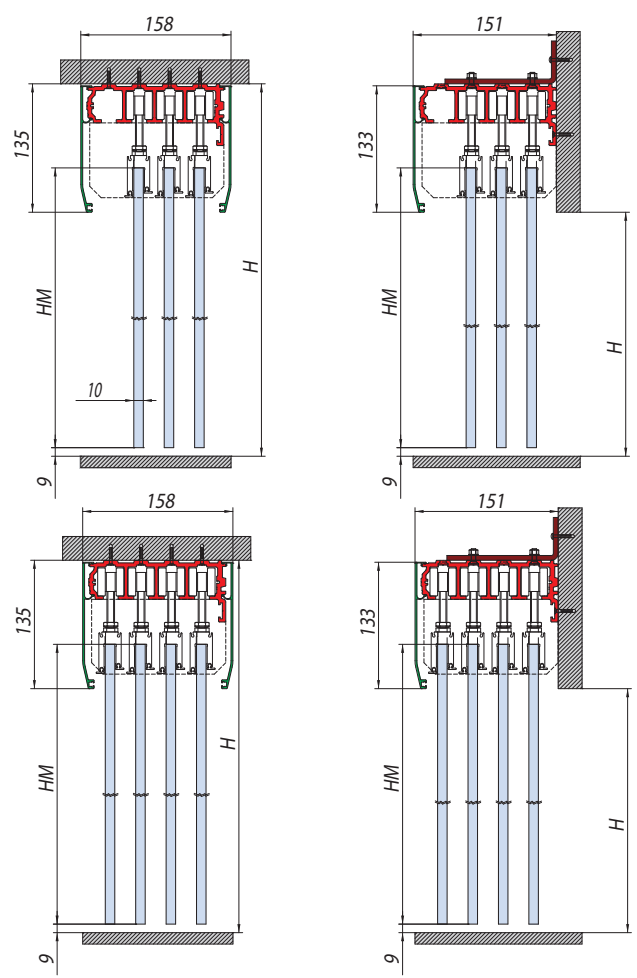


Telescopico Sincro Automatic 3/4-ways
Automatiksystem für Teleskopschiebetüren 3/4 Läufige





A-3000



xla353

AN = Alluminio anodizzato
Aluminium anodized
Aluminium Silberfarbig

H = Altezza passaggio luce
Clear opening height
Lichte Höhe

LP = Passaggio luce
Clear opening width
Lichte Breite

HM = Altezza anta mobile
Sliding glass height
Schiebefügel Höhe

LM = Larghezza vetro
Glass width
Glasbreite

LB = Lunghezza binario
Rail length
Laufschiene/Länge

HF = Altezza anta fissa
Side fixed glass height
Seitenteil Höhe